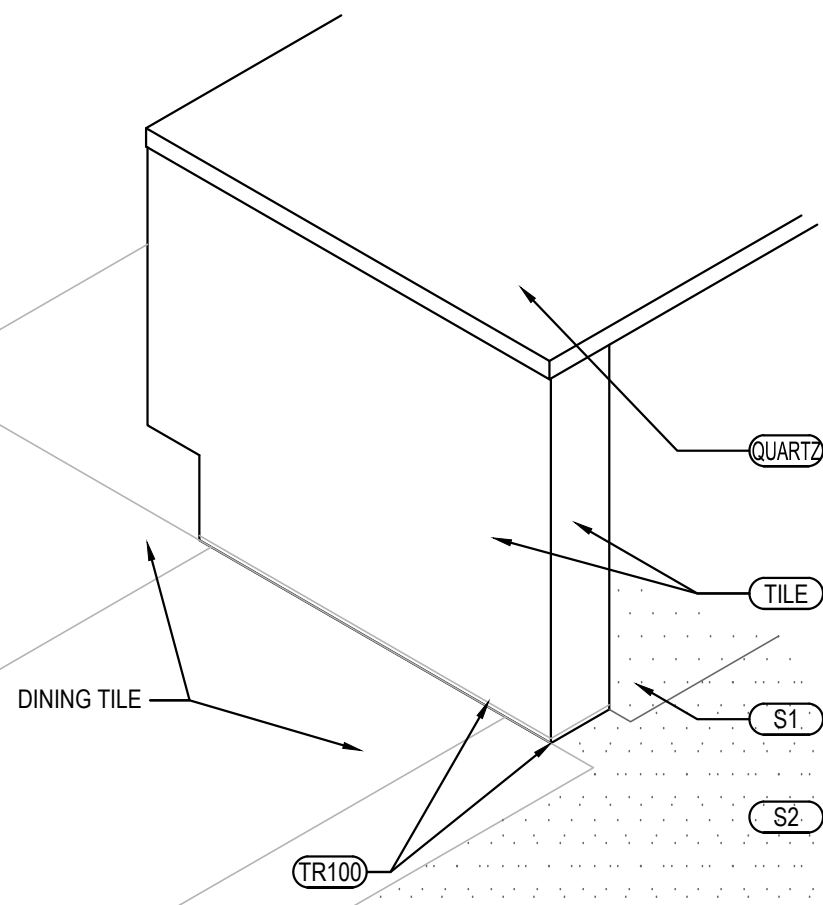


OUTSIDE CORNER DETAIL

3

Scale= 3" = 1'-0" A-104



SERVICE COUNTER ISOMETRIC

2

Scale= 3/4" = 1'-0" A-104

TILE SCHEDULE

INSTALLED AND FURNISHED BY: G.C. UNLESS NOTED OTHERWISE

01-11-19

| NO. | MANUFACTURER | DESCRIPTION | COLOR | FINISH | JOINT | GROUT | REMARK |
|---------|---|------------------------------------|----------------------------------|-----------------|-------------------------------|---|--|
| (T-108) | CMC AGGREGATE DOUG SALATINO 518-713-5371 | 12" X 24" X 3/4" | - | - | 1/8" | G-111 | RESTROOM WALL |
| (T-111) | DALTILE | 6" X 36" X 3/8" 9" X 36" X 3/8" | FOREST PARK - SUMMERTREE FPG5 | MATTE | 1/8" | G-115 | RR VESTIBULE & DINING ROOM WALLS CONTACT: NATIONAL ACCOUNT SUPPORT DESK 877.556.5728 (national.accounts@daltile.com) |
| (T-200) | CMC DOUG SALATINO 518-713-5371 | 24" X 24" | BRAVADA GREIGE | MATTE | 1/8" | G-96 | DINING & RESTROOM FLOOR |
| (T-300) | EMSER - ECHO | 3" HEXAGON | CALACATTA | MATTE | 1/8" | G-114 | BEVERAGE COUNTER BACKSPLASH AND SERVICE COUNTER |
| (T-402) | CMC DOUG SALATINO 518-713-5371 | 8" HEXAGON ROUNDABOUT | GREY | MATTE | 1/8" | G-107 | DINING ROOM FEATURE AREA |
| (S1) | SILIKAL | QUARTZ BLEND #4 | - | PLAIN | - | - | KITCHEN, SERVICE FLOOR CONTACT MARK FELDMAN 770-830-1404 (mfeldman@silikalamerica.com) |
| (S2) | SILIKAL | QUARTZ BLEND #4 | - | ABRASIVE | - | - | JOHN COTHREN 888-830-1404 (jcothran@silikalamerica.com) |
| (M100) | MATSINC 800.628.7462 | NUWAY - 7/16" ALUM FOOT GRILLE | CHARCOAL | - | - | - | (2) 2' X 6' PIECES FOR A 4' X 6' OVERALL MAT SIZE IN VESTIBULE @ VESTIBULE STORES |
| GROUT | MANUFACTURER | DESCRIPTION | MFG. | COLOR | FINISH | REMARK | |
| (G-96) | MAPEI 800.42.MAPEI WWW.MAPEI.COM | LATEX MODIFIED GROUT | 11 | SAHARA BEIGE | POLY BLEND 1/8" NON-SANDED | DINING & RESTROOM FLOOR APPLY GROUT SEALER | |
| (G-107) | MAPEI 800.42.MAPEI WWW.MAPEI.COM | LATEX MODIFIED GROUT | 107 | IRON | POLY BLEND 1/8" NON-SANDED | DINNING ROOM FLOOR APPLY GROUT SEALER | |
| (G-111) | MAPEI 800.42.MAPEI WWW.MAPEI.COM | LATEX MODIFIED GROUT | 19 | PEARL GREY | POLY BLEND 1/8" NON-SANDED | RESTROOM, DINING APPLY GROUT SEALER | |
| (G-113) | MAPEI 800.42.MAPEI WWW.MAPEI.COM | LATEX MODIFIED GROUT | 07 | CHOCOLATE | POLY BLEND 1/8" NON-SANDED | APPLY GROUT SEALER | |
| (G-114) | MAPEI 800.42.MAPEI WWW.MAPEI.COM | LATEX MODIFIED GROUT | 19 | PEARL GREY | POLY BLEND 1/8" NON-SANDED | BEVERAGE COUNTER BACKSPLASH APPLY GROUT SEALER | |
| (G-115) | MAPEI 800.42.MAPEI WWW.MAPEI.COM | LATEX MODIFIED GROUT | 42 | MOCHA | POLY BLEND 1/8" NON-SANDED | APPLY GROUT SEALER | |

* REFER A-200 EXTERIOR FINISH SCHEDULE FOR EXTERIOR DECORATIVE TILE

* SCHLUTER SYSTEM ALUMINUM TRIM:

COVE TILE TRIM: INSTALLED AT RESTROOM, SERVICE COUNTER, AND DRINK STATION

SCHLUTER SYSTEMS DILEX-AHK 1S 125 ATGB (BRUSHED NICKEL ANODIZED ALUMINUM)

-OUTSIDE CORNER CONNECTOR PIECE: DILEX-AHK-E90/AHK 1S 125 ATGB (BRUSHED

NICKEL ANODIZED ALUMINUM)

-INSIDE CORNER CONNECTOR PIECE: DILEX-AHK-I90/AHK 1S 125 ATGB (BRUSHED

NICKEL ANODIZED ALUMINUM)

-END CAP PIECE: DILEX-AHK-E/AHK 1S 125 ATGB (BRUSHED NICKEL ANODIZED

ALUMINUM)

EDGE TILE TRIM:

SCHLUTER SYSTEMS RONDEC-RO125 ATGB (BRUSHED NICKEL ANODIZED ALUMINUM)

-OUTSIDE CORNER CONNECTOR PIECE: RONDEC-EV/RO125 ATGB (BRUSHED NICKEL

ANODIZED ALUMINUM)

-INSIDE CORNER CONNECTOR PIECE: RONDEC-I2L/RO125 ATGB (BRUSHED NICKEL

ANODIZED ALUMINUM)

SCHLUTER SYSTEMS RONDEC-RO80 ATGB (BRUSHED NICKEL ANODIZED ALUMINUM)

-OUTSIDE CORNER CONNECTOR PIECE: RONDEC-EV/RO180 ATGB (BRUSHED NICKEL

ANODIZED ALUMINUM)

-INSIDE CORNER CONNECTOR PIECE: RONDEC-I2L/RO80 ATGB (BRUSHED NICKEL

ANODIZED ALUMINUM)

SCHLUTER SYSTEMS JOLLY-A 80 ATGB (BRUSHED NICKEL ANODIZED ALUMINUM)

-OUTSIDE EDGE PROTECTION PIECE

FLOOR TILE TRANSITION TRIM: INSTALLED IN VESTIBULE

SCHLUTER SYSTEMS SCHIENE-RAE125 (SATIN ANODIZED ALUMINUM)

(TR102)

* EPOXY GROUT BY MAPEI, KERAPOXY IEG, 100% SOLIDS INDUSTRIAL GRADE:
AREAS: UNDER HOOD AND 36" IN FRONT OF COOKING LINE, 3 COMPARTMENT SINK AND MOP SINK AREA
SEE MANUFACTURER'S SPECIFICATION, DETAILS AND GUIDE FOR PREPARATION,
MIXING, GROUTING AND CLEANING INSTRUCTION
NOTE: SEE INTERIOR SHEETS FOR WALL/ BASE TILE LOCATIONS AND
SPECIFICATIONS

(TR100)

(T-200)

(S1)

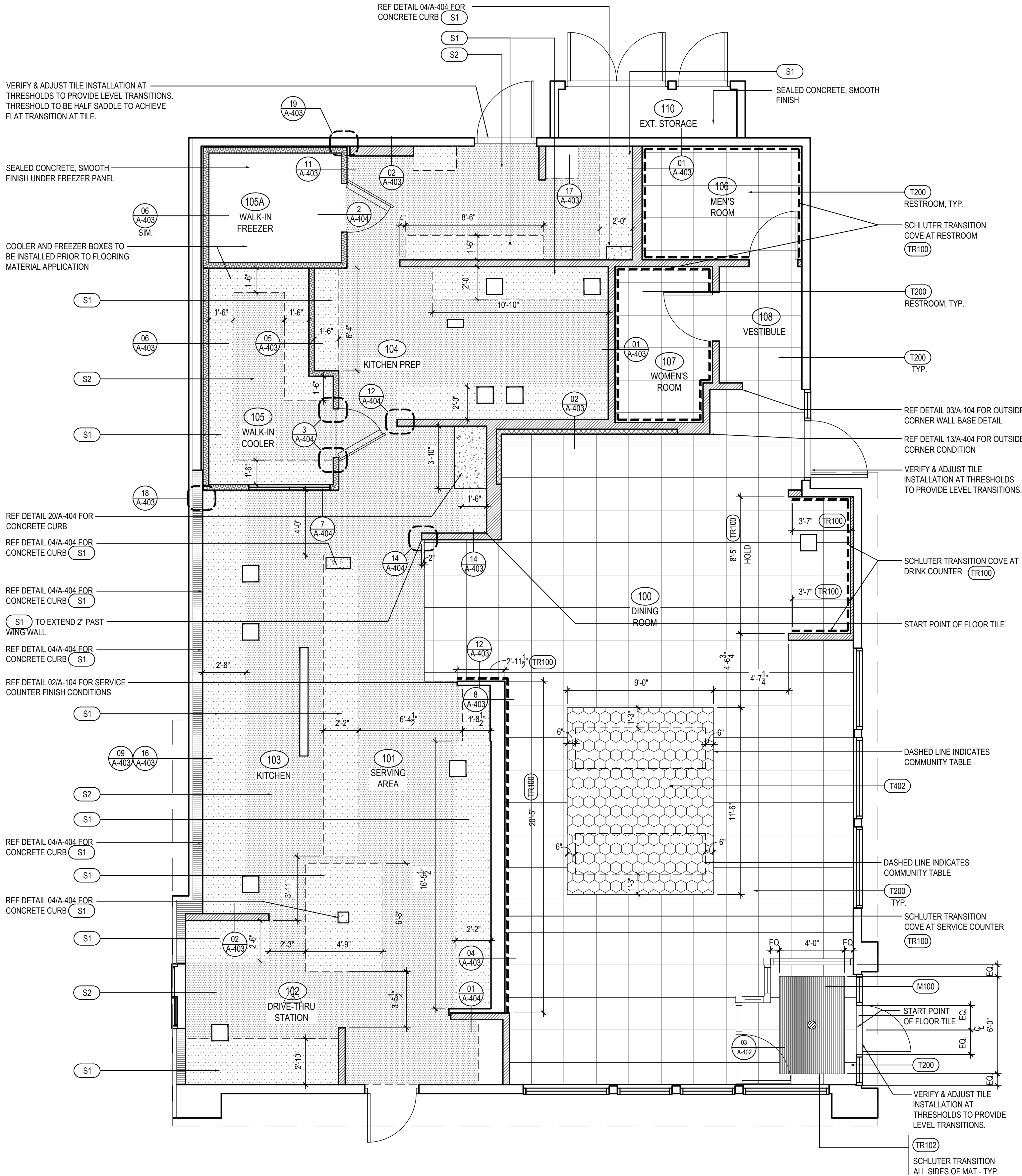
(S2)

(M100)

FINISH SCHEDULE

A

Scale= NTS A-104



FINISH PLAN (WITH VESTIBULE)

1

Scale= 1/4" = 1'-0" A-104



PANDA EXPRESS, INC.
1683 Walnut Grove Ave.
Rosemead, California
91770
Telephone: 626.799.9898
Facsimile: 626.372.8288

All ideas, designs, arrangement and plans indicated or represented by this drawing are the property of Panda Express Inc. and were created for use on this specific project. None of these ideas, designs, arrangements or plans may be used by or disclosed to any person, firm, or corporation without the written permission of Panda Express Inc.

REVISIONS:

| | |
|-------------------|----------|
| △ SOLUTION F.2 | 09-30-21 |
| △ OWNER REVISIONS | 01-27-22 |

ISSUE DATE:


| | |
|--------------------|----------|
| ISSUE FOR PERMIT | 01-29-21 |
| ISSUE FOR BID | 04-30-21 |
| ISSUE FOR BID 2 | 11-02-21 |
| ISSUE FOR BID (DT) | 02-04-22 |

DRAWN BY: AE


PANDA PROJECT #: D8164

PANDA STORE #: -

ARCH PROJECT #: 261-321



idGROUP



11-02-21

PANDA EXPRESS

TRUE WARM & WELCOME
JEFFERSON AVE. & MORRIS DR.
NEWPORT NEWS, VA 23605

A-104

FINISH PLAN AND SCHEDULE

TRUE WARM & WELCOME 2300 R6