



BAMA 404: Video Production

CHAPTER 5: Storyboard



- Storyboards are graphic organizers such as a series of illustrations or images displayed in sequence for the purpose of pre-visualizing a motion picture, animation, motion graphic or interactive media sequence, including website interactivity.



DEFINITION OF STORYBOARD

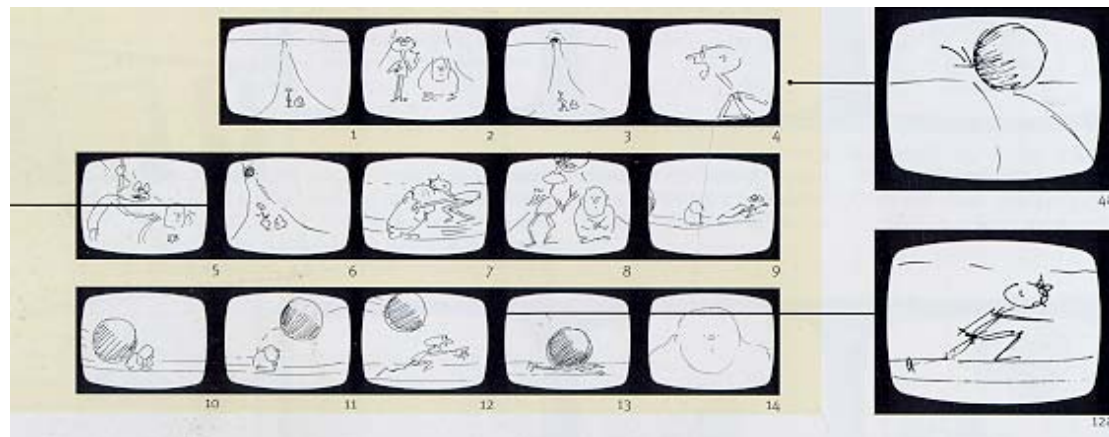


- Storyboard is a small picture arrangement, which explain on certain animation. It is a visual on something that we have written (shown on the screen) and the structure as well.
- Storyboard gives visual requirement to the director, photography director, and producer and sound effect group.
- Storyboard includes a complete essay, music and also information on multiple graphic elements.
- Storyboard is a place where we plan and make action. Should the all the characters be? What is the most suitable scene for kitchen?
- Here we have to consider about camera. Do we need to have different camera shot, close-up and others?
- Animation is a motion, while storyboard is static. Therefore arrow is used to show camera or character movement in the scene.



FORMAT OF THE STORYBOARD

- There are multiple format of storyboard;
 - Formal Storyboard: Poster board (3 * 2 feet)
 - Informal Storyboard: Card (5 * 3 inches)
- Informal storyboard also is called “**Thumbnail Board**” as show in following image.



FORMAT OF THE STORYBOARD

- 2 example of storyboard form:

	TITLE	SHOW	ACT	PAGE
SCENE				
ACTION				
DIAL				
NOTES				

STORYBOARD FORM

STORYBOARD FORM				
Scenes	Frame	Actions	Dialogue / Sound	Sec.

PAGE




STAGES OF STORYBOARD PROCESS


- Storyboard is a way of how a film producer finds ways of drawing picture to develop action in film.
- Although this is the first function, it also guides those who involved in the filmmaking.
- There are three stages of storyboard process:
 1. Film Authoring – (Thumbnail)
 2. Variation – (Rough pass)
 3. Storyboard for presentation– (Cleaned up storyboard)



STAGES OF STORYBOARD PROCESS



Film Authoring



Variation



Storyboard for presentation



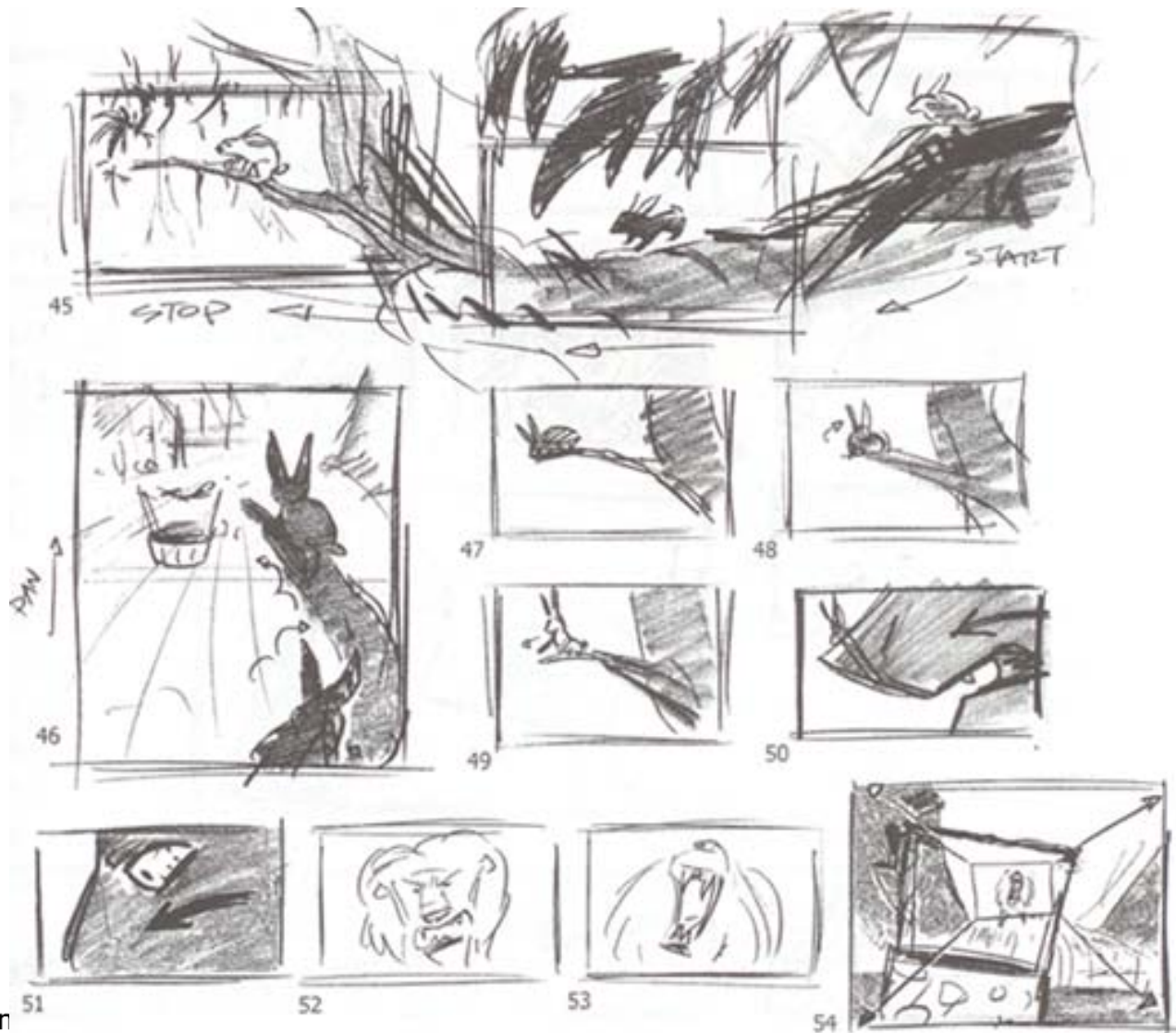


- First, artist will draw a thumbnail size panel to show an action. Since the produced image too small, many panels can be inserted into one page. The easier it will be seen for the director to see the story plot.
- Thumbnail is a brief drawing, which gives a lot of benefit.
 - The major benefit is that artist realize that **his idea meet the director's requirement**. If anything goes wrong, the artist can correct the panel without taking a long time.
 - The Second benefit is the **director can produce the film out of the idea or action thought**. Since thumbnail is fast and easy, director can request a drawing with other approach for that story. A skilful Storyboard artist can produce more interesting story plot than what is thought by the director.



CHAPTER 5: Storyboard

FILM AUTHORIZING - thumbnail






- Usually there is a change of character location and camera angle.
- The size of rough pass usually is bigger than thumbnail, which is 1.33:1, where the artist can draw more detail character, action and surroundings.
- Storyboard is easier to read.
- In this stage storyboard will be checked for broadcast standard and practices. It is to check any part of the film, which broke the broadcast rules like showing a driver who didn't fasten his seat belt or unsuitable violent act for kids.



CHAPTER 5: Storyboard

VARIATION - Rough pass



CHAPTER 5: Storyboard

STORYBOARD FOR PRESENTATION

- Cleaned up storyboard



- In a final stage, storyboard panel will be completed with all related information.
- Director will edit and add on anything necessary to complete the scene.
- A few copies are made to be given to other department for further action. The original copy is kept in the storyboard department.
- Sometimes, the storyboard is coloured for the background drawing.





CHAPTER 5: Storyboard


STORYBOARD FOR PRESENTATION

- Cleaned up storyboard

act 3 PAGE 154

Scene	Panel	BG
45	C	45
 <p>stop</p>		
Location/Time		
Action/Etc		
Dialogue		
Lion (off screen): Gigantic ?		
Trans.		

Scene	Panel	BG
	b	
 <p>stop</p>		
Location/Time		
Action/Etc		
Dialogue		
Rabbit : he's really gigantic !		
Trans.		


Scene	Panel	BG
	a	
 <p>start</p>		
Location/Time		
Action/Etc		
Dialogue		
Rabbit : I am telling you ...		
Trans.		



CHAPTER 5: Storyboard

STORYBOARD FOR PRESENTATION

- Cleaned up storyboard



CHAPTER 5: Storyboard

STORYBOARD FOR PRESENTATION

- Cleaned up storyboard



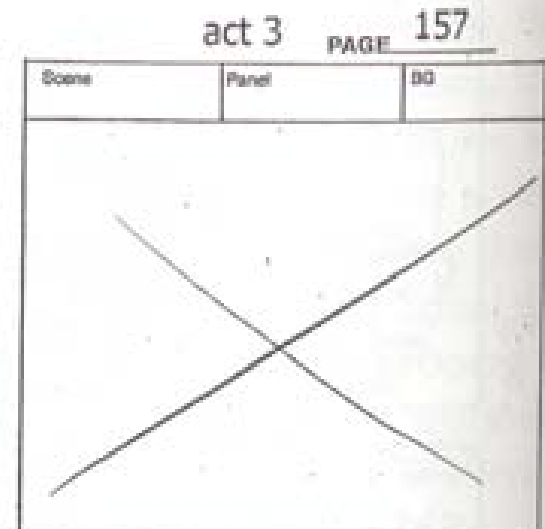


act 3			PAGE 156		
Scene 47 cont.	Panel b	DO 45 s/a	Scene	Panel c	DO
<p>Location/Time</p> <p>Action/Etc</p>			<p>Location/Time</p> <p>Action/Etc</p>		
<p>Dialogue</p> <p>Rabbit (playing it up - turn to the Lion) : I'm scared for you .</p>			<p>Dialogue</p> <p>Lion (roars) : Out of my way,</p>		
<p>Trans.</p>			<p>Trans.</p>		



CHAPTER 5: Storyboard

STORYBOARD FOR PRESENTATION

- Cleaned up storyboard



Location/Time
Action/Edx
Dialogue
Trans.

Location/Time
Action/Edx
Dialogue
Trans.

Lion : you weakling !

Location/Time
Action/Edx
Dialogue
Trans.





- Download Storyboard form from the blog:
[Tomorrow](#)

<http://effects-class.blogspot.com/>





Thank You

